

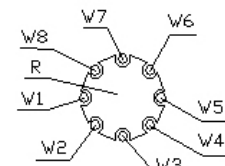
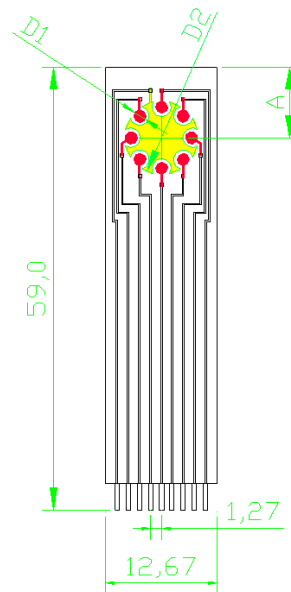
ELECTROCHEMICAL SENSORS

Type: AC9C.W*.R*

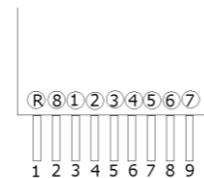


Description:

The sensor is formed on a corundum ceramic base. On to this surface eight working electrodes, and the reference electrode are applied. The electrodes can be made of variety of materials (see below). At the end of the sensor there is an integrated connector. It is connected with the active part by the silver conducting paths which are covered by a dielectric protection layer. A bio-chemically active substance can be put on the working electrodes of the sensor.



Working electrodes are marked anticlockwise as standard



Contacts numbering begins from the left corresponding working electrode number is in circle

Physical parameters:

Weight: 1.7 gms
 Length: 59.0 mm
 Width: 12.70 mm
 Thickness: 0.63 mm

Electrode Materials

are defined by: AC9C.W*.R* (*)

The asterisk is replaced by the appropriate number or letter

A	7.80 ± 0.05 mm
D ₁	1.00 ± 0.05 mm
D ₂	1.00 ± 0.05 mm

A - Amperometric sensor or electrode	3 - Pure Silver
C - Corundum ceramic base	4 - Graphite
9 - Sensor group reference number	R - Reference electrode material
C - Connector	S - Silver
W - Working electrode material	1 - Silver / Silver Chloride
S - Alloy of Gold and Platinum	
1 - Pure Gold	(*) - Additional technical specification
2 - Pure Platinum	

Sensor Usage:

This specific range of AC9C sensors enables the measurement of:

- Complex electrochemical with array of electrodes

Evaluating Units:

- BA4 Bioanalyzer
- PalmSens with CH8 Multiplexer

Experimental Accessories:

- Flow Through Adapter

Connector Types for AC9C Sensor Range

- KA9c

Ordering information:

- The order is specified by whole sensor description formula
- Minimum order quantity - 5 sensors
- All order quantities are to be in multiples of 5 e.g. 5, 10, 15, etc.
- Delivery time for standard AC9C sensors is 4 weeks from receipt of order
- Delivery time for non-standard AC9C depends on final technical specification

Example of Order: - 100 pieces - AC9C.W2.R1

The explicit list of materials used for electrode preparation

Type of Sensor	Electrode Material		Conducting Paths
	Working W ₁ – W ₈	Reference	
AC9C.WS.RS	PtAu (15 / 85%)	AgPd (98 / 2%)	Ag
AC9C.WS.R1	PtAu (15 / 85%)	Ag / AgCl (60 / 40%)	Ag
AC9C.W1.RS	AuPd (98 / 2%)	AgPd (98 / 2%)	Ag
AC9C.W1.R1	AuPd (98 / 2%)	Ag / AgCl (60 / 40%)	Ag
AC9C.W2.RS	Pt (100%)	AgPd (98 / 2%)	Ag
AC9C.W2.R1	Pt (100%)	Ag / AgCl (60 / 40%)	Ag
AC9C.W3.RS	AgPd (98 / 2%)	AgPd (98 / 2%)	Ag
AC9C.W3.R1	AgPd (98 / 2%)	Ag / AgCl (60 / 40%)	Ag
AC9C.W4.RS	C (7101)	AgPd (98 / 2%)	Ag
AC9C.W4.R1	C (7101)	Ag / AgCl (60 / 40%)	Ag