

## REFERENCE CLASSIC ELECTRODE CONIC

Type: RCEc.R\*.E\*\*

### Description

RCEc is a glass hollow tube with silver or silver covered by silver chloride wire inside. The tube is hollow with the hole in the wall for inserting KCl solution. Hole is covered by a rubber band. Reference classic electrode (RCEc) is designed for measurements with thermostated cell TC4,TC5,TC6 Standard cable length of reference classic electrode is 1,5 m. Connector or banana plug color is yellow.



### Physical Parameters

#### *Dimensions:*

Length: 57 mm  
 Diameter: 11mm  
 Weight: 50 gms

### Electrode material

RCEc.R\*.E\*\* (Reference Classical Electrode Conic)

|                        |                              |
|------------------------|------------------------------|
| R - Reference          | E - Electrode ending         |
| C - Classical          | S - Bare wire                |
| E - Electrode          | 1 - Banana plug              |
| c - Conic              | 2 - 7 poles BVT connector    |
| R - Electrode material | 3 - Triad 01 PalmInstruments |
| S - Ag covered by AgCl | 4 - BNC connector            |
| 1 - Ag                 | 5 - Small banana plugs       |

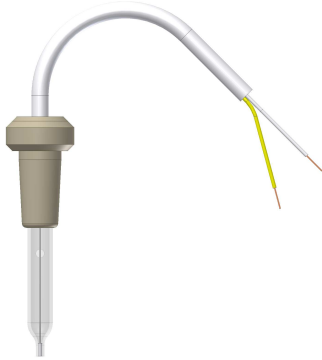
### Ordering Information

- The order is specified by whole product code
- Minimum order quantity - 1 electrode
- Delivery time for standard RCEc.R\*.E\*\* electrode is 4 weeks from receipt of order
- Delivery time for non-standard RCEc.R\*.E\*\* electrode depends on final technical specification of order


**Example of Order** - 10 pieces - RCEc.RS.E4

**Internal Wiring**

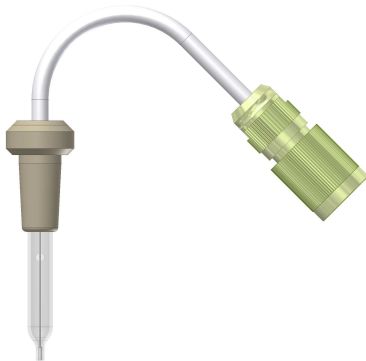
RCEc.R\*.ES



RCEc.R\*.E1



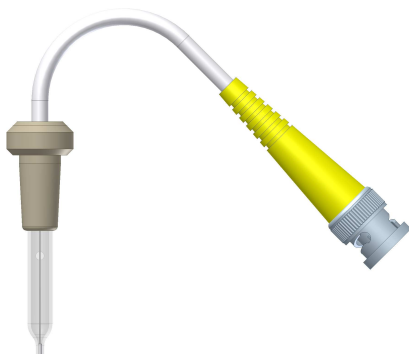
RCEc.R\*.E2



RCEc.R\*.E3



RCEc.R\*.E4.



RCEc.R\*.E5

